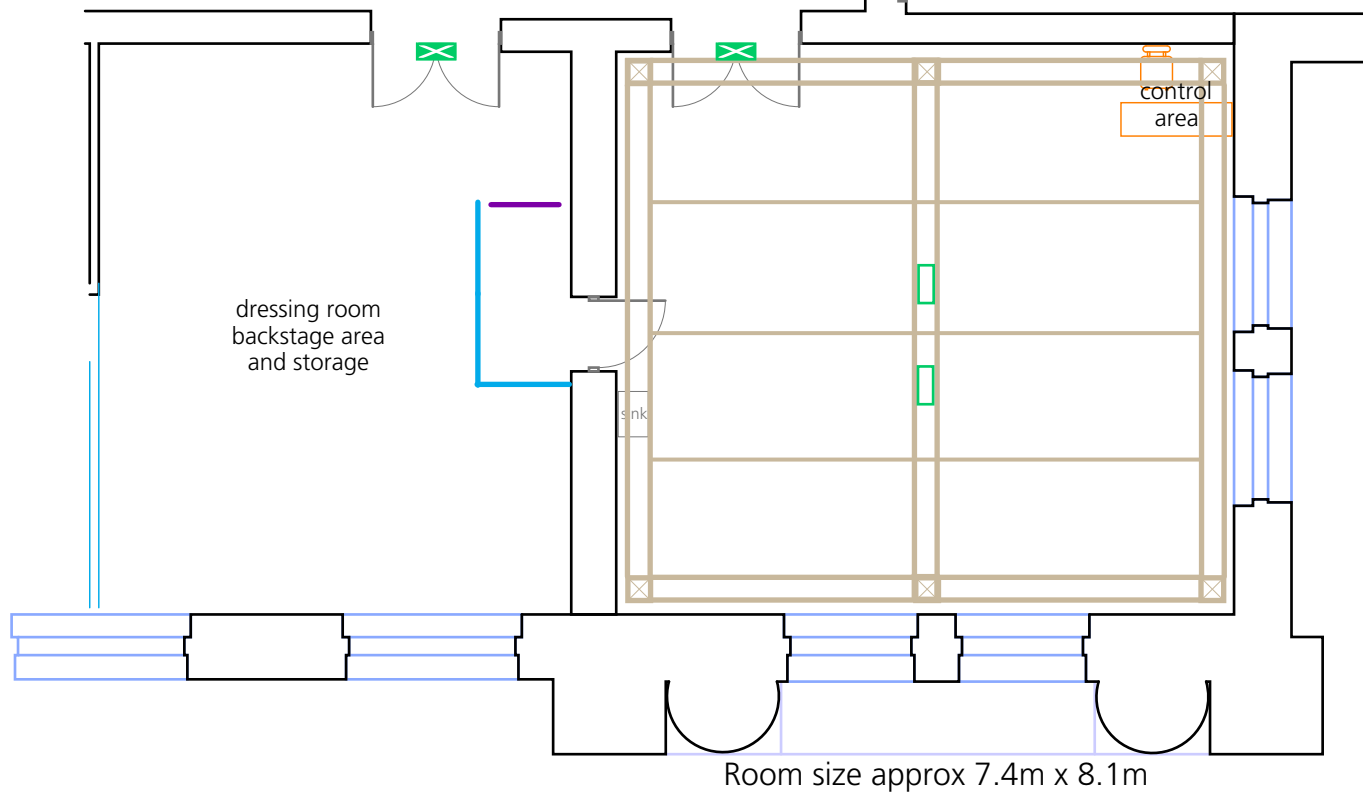
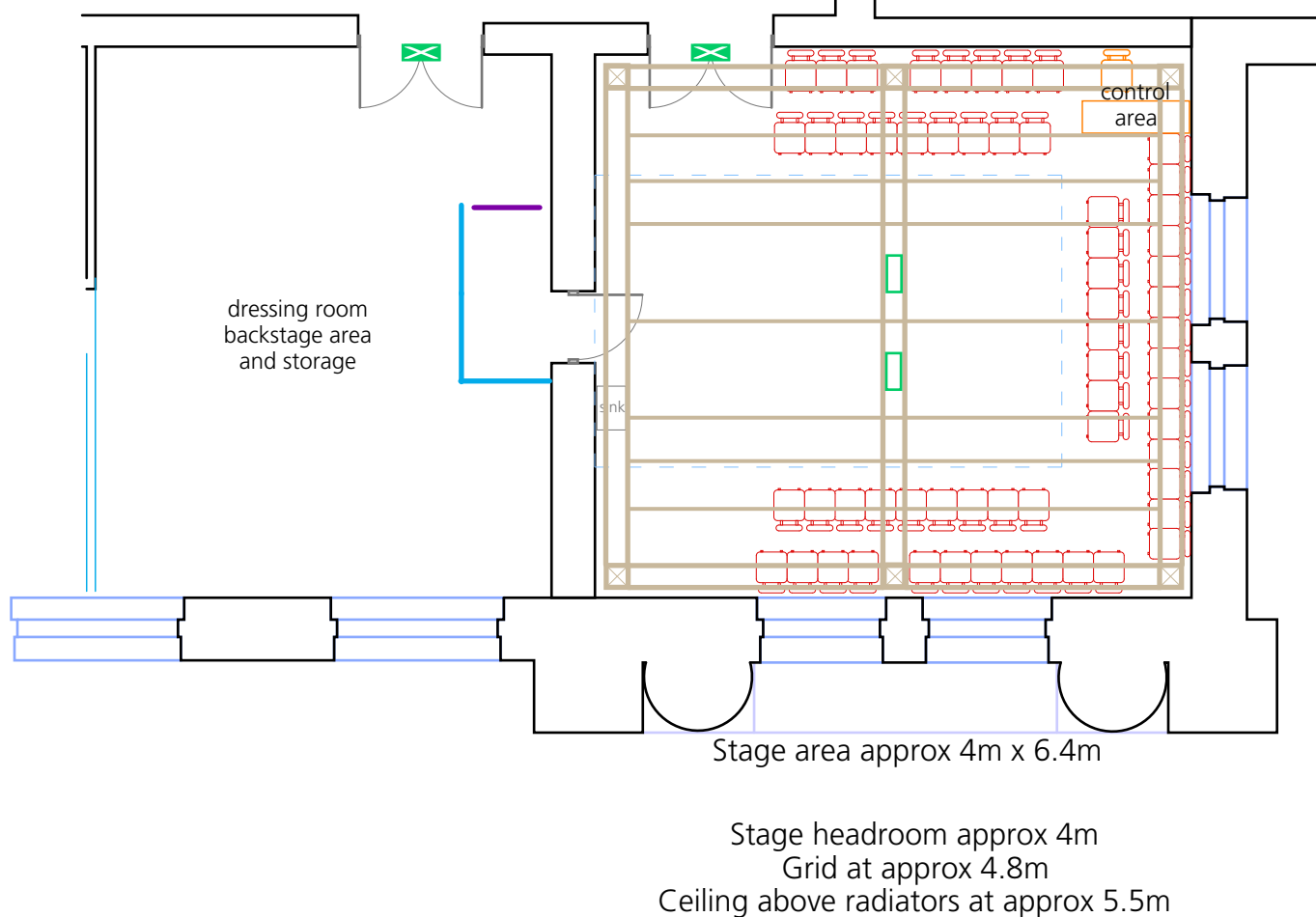


Empty room layout (optional)











Thrust layout 1 (standard)



key

-  escape route sign (maintained)
-  bulkhead (maintained)
-  bulkhead (non-maintained)
-  houselight
-  working light (white)
-  working light (blue)
-  fittings/furniture
-  internal screen/display board
-  truss
-  scaffolding at grid height
-  scaffolding handrail
-  scaffolding upright
-  solid barrier ground to 900mm
-  black drape
-  openable black drape on track

rostra/steps/steeldeck heights

-  + 180mm
-  + 360mm
-  + 540mm
-  + 720mm
-  + 900mm
-  + 1080mm
-  + 1260mm
-  + 1440mm

The standard layout is 'Thrust 1' – all others are by arrangement only

C venues Ltd accepts no liability for any inaccuracies
This plan is provisional and subject to change

For further information please contact C venues on
+44 (0)845 260 1030 or email production@cvenues.com

Copyright © C venues Ltd – plan updated 1 July 2011

Scale
0 1m