


















Stage area
7.3m W x
4.4m D
approx

Foyer









Control
gallery

key

-  escape route sign (maintained)
-  bulkhead (maintained)
-  bulkhead (non-maintained)

-  fittings/furniture
-  truss
-  scaffolding at grid height
-  scaffolding upright
-  scaffolding waste and knee rails
-  solid handrail
-  black drape
-  openable black drape on track
-  FOH display board/partition
-  internal poster wall/drape
-  limit of playing area
-  no scenic pieces downstage of this line
-  seats (fixed)
-  seats (can be removed by arrangement)

rostra/steps/steeldeck heights

-  + 180mm
-  + 360mm
-  + 540mm
-  + 720mm
-  + 900mm
-  + 1080mm
-  + 1260mm
-  + 1440mm

C venues ltd accepts no liability for any inaccuracies
This plan is provisional and subject to change

For further information please contact C venues on
+44 (0)845 260 1030 or email production@cvenues.com

Copyright © C venues ltd – plan updated 1 July 2011

Scale
0 1m

C aquila
Roman Eagle Lodge
Level +2
Main Theatre