


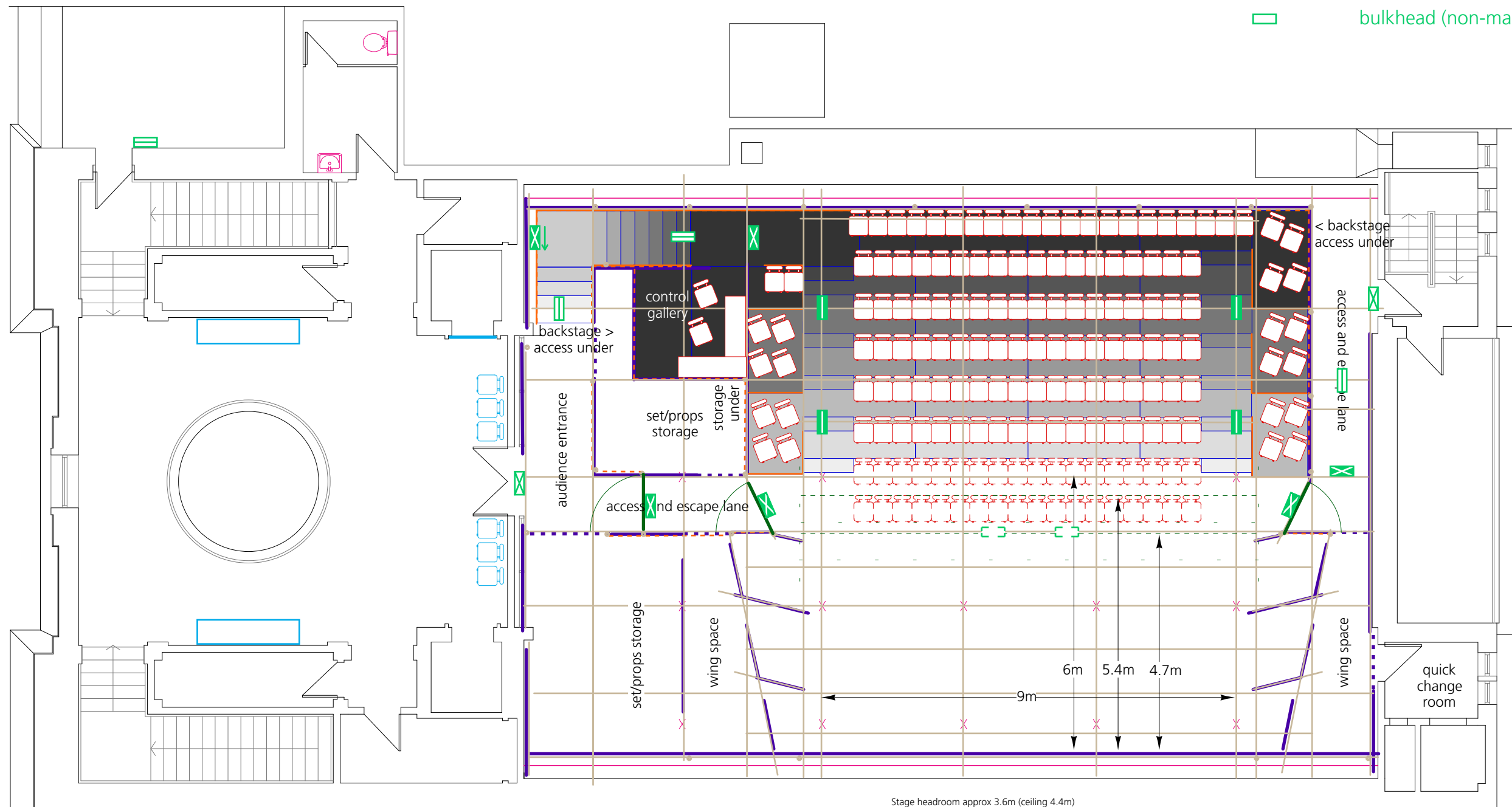


















-  escape route sign (maintained)
-  bulkhead (maintained)
-  bulkhead (non-maintained)



key

-  scaffolding upright
-  scaffolding at grid height
-  scaffolding waist and knee rails
-  solid panel to 790mm
-  black drape
-  openable black drape on track
-  FOH display board/partition
-  internal poster wall/drape
-  limit of playing area
-  no scenic pieces downstage of this line
-  seats (fixed)
-  seats (can be removed by arrangement)

rostra/steeldeck heights

-  steeldeck/step @ 360mm
 -  steeldeck/step @ 720mm
 -  steeldeck/step @ 1080mm
 -  steeldeck/step @ 1440mm
 -  steeldeck/step @ 1800mm
 -  steeldeck/step @ 2160mm
- (intermediate steps every 180mm)

C venues Ltd accepts no liability for any inaccuracies
This plan is provisional and subject to change

For further information please contact C venues on
+44 (0)845 260 1030 or email production@cvenues.com

Copyright © C venues Ltd – plan updated 1 July 2011

Cvenue level +3
end-on theatre space

Scale
0 1m