


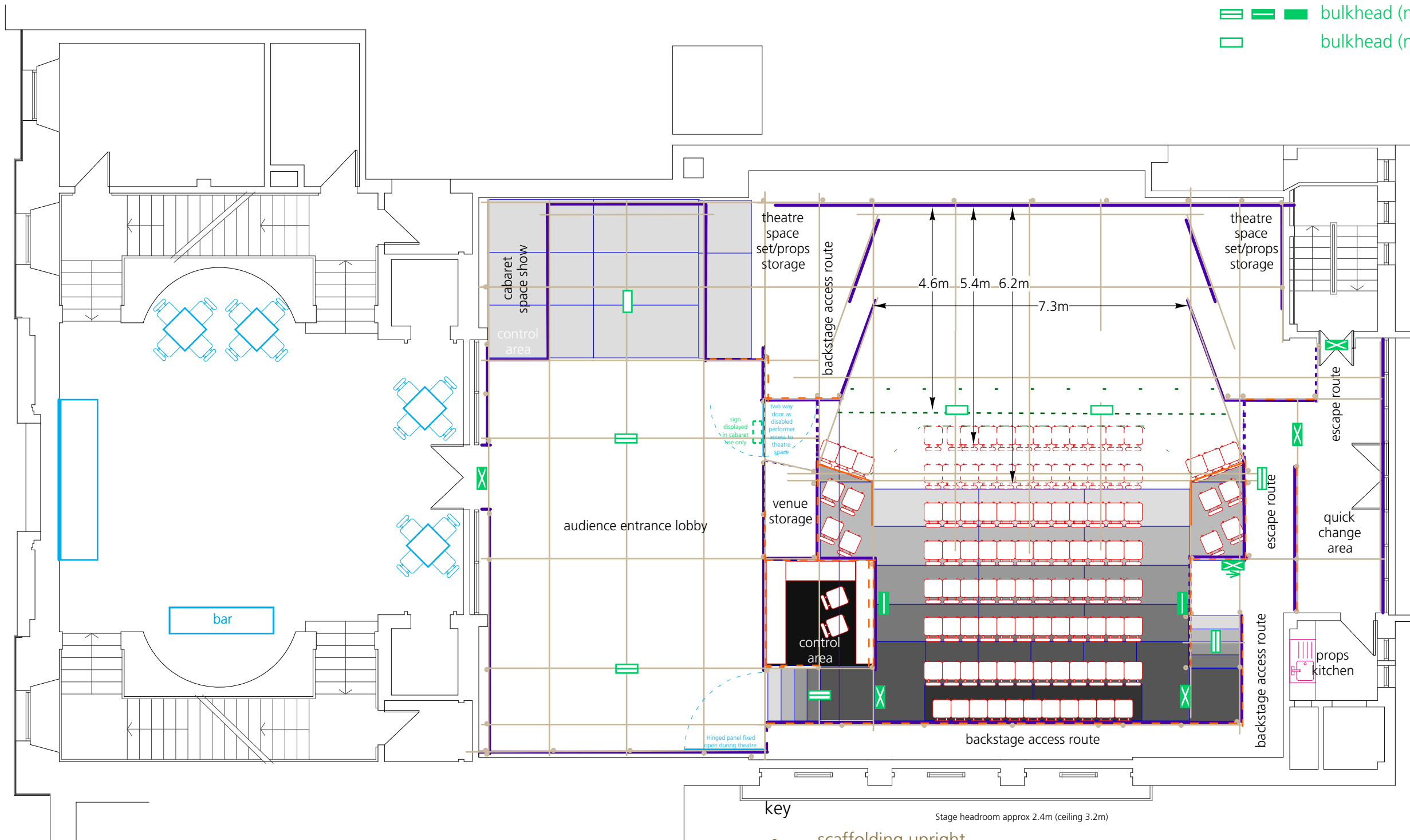



-  escape route sign (maintained)
-  bulkhead (maintained)
-  bulkhead (non-maintained)



key Stage headroom approx 2.4m (ceiling 3.2m)

- scaffolding upright
- scaffolding at grid height
- - - scaffolding waist and knee rails
- solid panel to 790mm
- black drape
- openable black drape on track
- FOH display board/partition
- internal poster wall/drape
- limit of playing area
- · · no scenic pieces downstage of this line
-  seats (fixed)
-  seats (can be removed by arrangement)

rostra/steps/steeldeck heights

-  steeldeck/step @ 180mm
-  steeldeck/step @ 360mm
-  steeldeck/step @ 540mm
-  steeldeck/step @ 720mm
-  steeldeck/step @ 900mm
-  steeldeck/step @ 1080mm

C venues ltd accepts no liability for any inaccuracies
This plan is provisional and subject to change

For further information please contact C venues on
+44 (0)845 260 1000 or email production@cvenues.com

Copyright © C venues ltd – plan updated 1 July 2011

C venue level +2
end-on theatre space

Scale
0 1m