


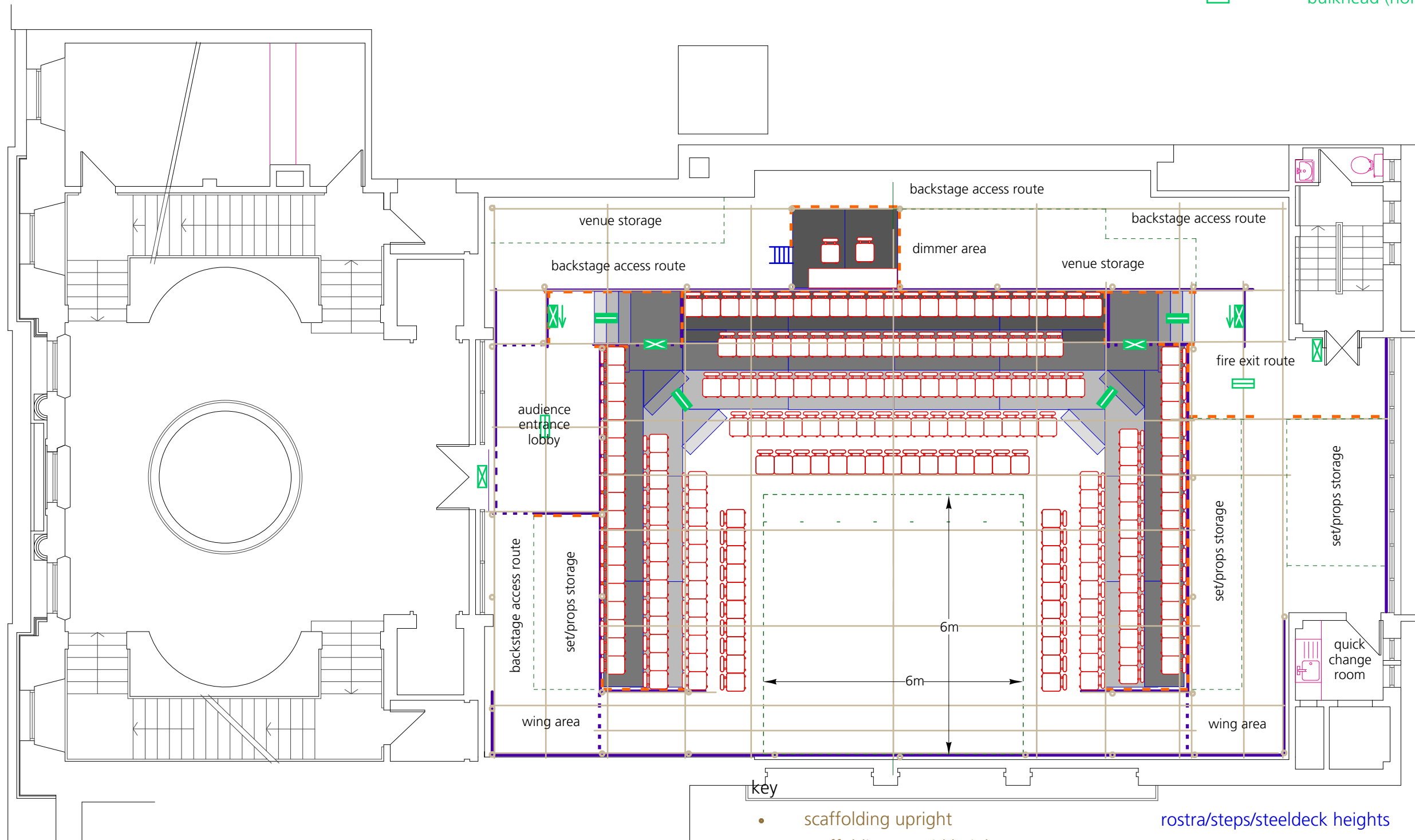


-  escape route sign (maintained)
-  bulkhead (maintained)
-  bulkhead (non-maintained)



- key
- scaffolding upright
 - scaffolding at grid height
 - - - scaffolding waist and knee rails
 - solid panel to 790mm
 - black drape
 - openable black drape on track
 - FOH display board/partition
 - internal poster wall/drape
 - limit of playing area
 - · · · no scenic pieces downstage of this line
 -  seats

- rostra/steps/steeldeck heights
-  steeldeck/step @ 180mm
 -  steeldeck/step @ 360mm
 -  steeldeck/step @ 540mm
 -  steeldeck/step @ 720mm
 -  steeldeck/step @ 900mm
 -  steeldeck/step @ 1080mm

C venues ltd accepts no liability for any inaccuracies
This plan is provisional and subject to change

For further information please contact C venues on
+44 (0)845 260 1030 or email production@cvenues.com

Copyright © C venues ltd – plan updated 1 July 2011



C venue level +1
thrust theatre space

stage size approx 6m W x 6m D
stage headroom approx 2.8m