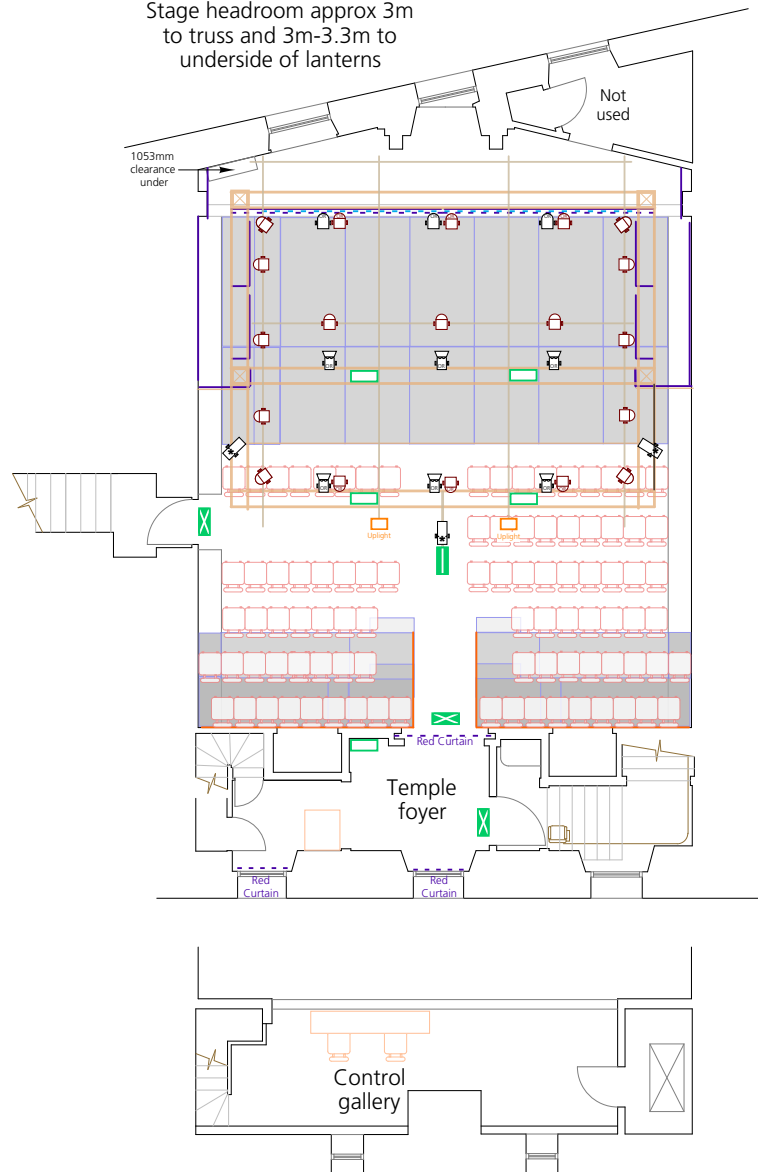







Stage area approx
7.3m W x 4.4m D

Stage headroom approx 3m
to truss and 3m-3.3m to
underside of lanterns







lighting

-  LED Par or wash unit (RGB or RGB+)
-  Profile (MR16 12V or 300/500/575W)
-  300W Fresnel or equivalent
-  Par 56 500W MFL or equivalent
-  *

key

-  escape route sign (maintained)
-  bulkhead (maintained)
-  bulkhead (non-maintained)
-  houselight
-  working light (white)
-  working light (blue)
-  fittings/furniture
-  truss
-  scaffolding at grid height
-  scaffolding upright (M)
-  scaffolding upright (m)
-  scaffolding handrail and knee rail
-  wooden solid balustrade and handrail
-  black drape
-  openable black drape not on track
-  openable black drape on track
-  tab track
-  white cloth
-  FOH display board/partition
-  limit of playing area
-  no scenic pieces downstage of this line
-  seats (fixed)
-  seats (can be removed by arrangement)
-  pillar

rostra/steps/steeldeck heights

-  +150mm
-  +300mm
-  +450mm
-  +600mm

This plan is indicative and subject to change
All critical details should be verified in situ

For further information please contact C venues on
+44 (0)131 581 5520 or email production@cvenues.com

Copyright © C ARTS IC venues – plan updated 6 October 2023

Scale
0 1m

C aquila

Roman Eagle Lodge Level +2 Temple